

EE321

ELECTROMECHANICS & ELECTRICAL MACHINES

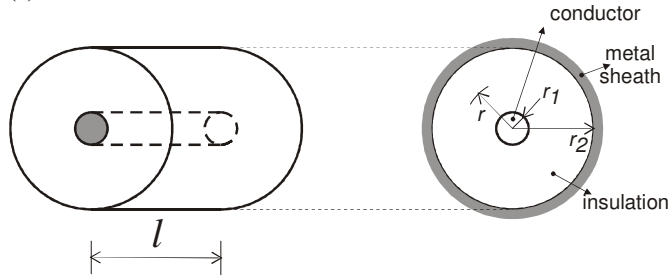
MID-SEMESTER TESTS

JANUARY 2013

MODEL SOLUTIONS

1.

(a)



Total electric flux  $\psi = q$

At radius  $r$

$$D = \frac{\psi}{A} = \frac{q}{2\pi r l}$$

$$E = \frac{D}{\epsilon} = \frac{q}{2\pi r l \epsilon}$$

$$V = \int_{r_1}^{r_2} E dr = \int_{r_1}^{r_2} \frac{q}{2\pi r l \epsilon} dr$$

$$= \frac{q}{2\pi l \epsilon} \ln \frac{r_2}{r_1}$$

$$C = \frac{Q}{V}$$

$$C = \frac{2\pi l \epsilon}{\ln \frac{r_2}{r_1}}$$

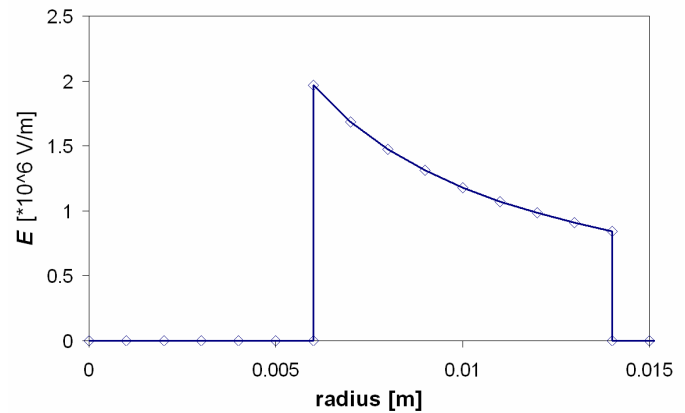
(b)  $l = 1 \text{ km}$ ,  $V = 10 \text{ kV}$ ,  $f = 50 \text{ Hz}$ ,  $r_1 = 6 \text{ mm}$ ,  $r_2 = 14 \text{ mm}$

(i)

$$E = \frac{V}{\ln \frac{r_2}{r_1}} \cdot \frac{1}{r} = \frac{k}{r} = \frac{11802}{r}$$

$$E_{\max} = \frac{V}{r_1 \ln \frac{r_2}{r_1}} = \frac{10000}{6 \times 10^{-3} \ln(\frac{14}{6})} = 1.97 \times 10^6 \text{ V/m}$$

$$E_{\min} = \frac{V}{r_2 \ln \frac{r_2}{r_1}} = \frac{10000}{14 \times 10^{-3} \ln(\frac{14}{6})} = 8.43 \times 10^5 \text{ V/m}$$



(ii)

$$1) C = \frac{2\pi l \epsilon}{\ln \frac{r_2}{r_1}} = \frac{2\pi \times 10 \times 10^3 \times 4 \times 8.85 \times 10^{-12}}{\ln \frac{14}{6}} = 9.5 \times 10^{-7} \text{ F} = 2.63 \text{ } \mu\text{F}$$

$$2) W = \frac{1}{2} CV^2 = \frac{1}{2} \times 9.5 \times 10^{-7} \times (\sqrt{2} \times 10 \times 10^3)^2 = 263 \text{ J}$$

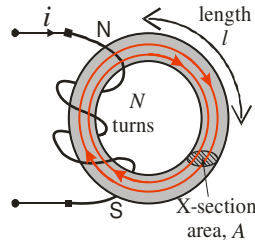
$$3) |I| = V \omega C = 2\pi f VC = 2\pi \times 50 \times (10 \times 10^3) \times 9.5 \times 10^{-7} = 8.26 \text{ A}$$

2.

(a)

$$\Lambda = \frac{\phi}{F} = \frac{BA}{Hl} = \mu \frac{A}{l}$$

$$S = \frac{1}{\Lambda} = \frac{l}{\mu A}$$



(b)

	Series combination	Parallel combination
Magnetic		
	$F = F_1 + F_2$ $\frac{F}{\phi} = \frac{F_1}{\phi} + \frac{F_2}{\phi}$ $S_{tot} = S_1 + S_2$	$\phi = \phi_1 + \phi_2$ $\frac{\phi}{F} = \frac{\phi_1}{F} + \frac{\phi_2}{F}$ $\frac{1}{S_{tot}} = \frac{1}{S_1} + \frac{1}{S_2}$
Electric		
	$V = V_1 + V_2$ $\frac{V}{I} = \frac{V_1}{I} + \frac{V_2}{I}$ $R_{tot} = R_1 + R_2$	$I = I_1 + I_2$ $\frac{I}{V} = \frac{I_1}{V} + \frac{I_2}{V}$ $\frac{1}{R_{tot}} = \frac{1}{R_1} + \frac{1}{R_2}$

(c)

$$B = 1.2 \text{ T}, l_g = 1 \text{ mm}, l_{Fe} = 80 \text{ cm}, A = 20 \text{ cm}^2.$$

$$(i) S_g = \frac{l_g}{\mu A} = \frac{1 \times 10^{-3}}{4\pi \times 10^{-7} \times (20 \times 10^{-4})} = 397,887 \text{ A/Wb}$$

$$S_{Fe} = \frac{l_{Fe}}{\mu A} = \frac{80 \times 10^{-2}}{10^{-3} \times (20 \times 10^{-4})} = 400,000 \text{ A/Wb}$$

$$S_{tot} = 2 \times S_g + S_{Fe} = 2 \times 397887 + 400000 = 1,195,774 \text{ A/Wb}$$

$$F = \phi S_{tot} = BAS_{tot} = 1.2 \times (20 \times 10^{-4}) \times 1195774 = 2869 \approx \underline{\underline{2870 \text{ A}}}$$

$$(ii) F = "PA" = \frac{1}{2} \frac{B^2}{\mu} (2A) = \frac{1}{2} \times \frac{1.2^2 \times (2 \times 20 \times 10^{-4})}{4\pi \times 10^{-7}} = \underline{\underline{2292 \text{ N}}}$$

3.

(a)

Parameters of transformer:

- Parallelelements:  $R_o$  and  $X_o$
- Series elements:  $R_T$  and  $X_T$

#### Open circuit test

- Apply  $V_1 = \text{rated voltage}$ 
  - All current is in the parallel elements
- Measure  $V_1$ ,  $I_1$ , and  $P_1$

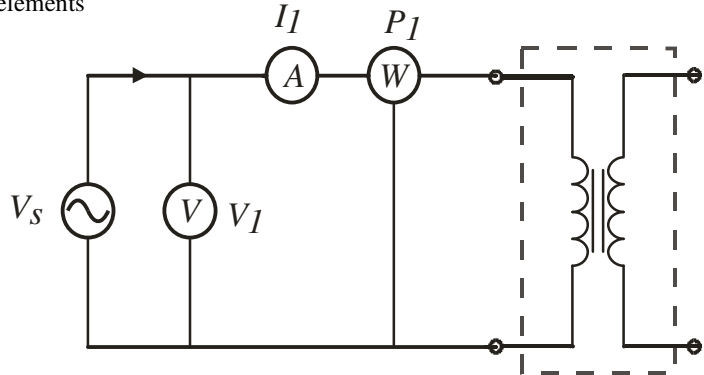
$$P_1 = \frac{V_1^2}{R_o} \rightarrow R_o$$

$$I_{Loss} = \frac{V_1}{R_o}$$

$$I_o = \frac{P_1}{V_1}$$

$$I_{mag}^2 + I_{Loss}^2 = I_o^2$$

$$X_o = \frac{V_1}{I_{mag}}$$



Gives  $X_o$

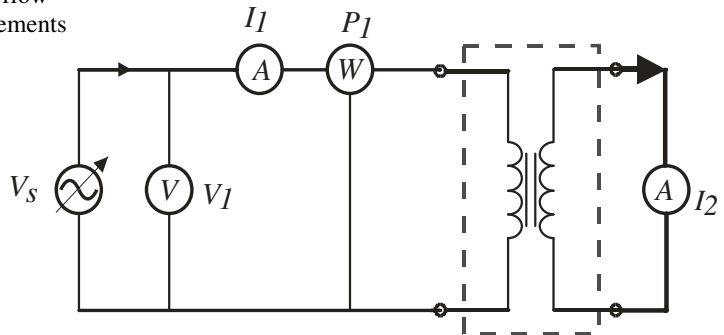
#### Short circuit test

- Apply low  $V_1$  gradually until rated  $I_1$  flow
  - All current is in the series elements
- Measure  $V_1$ ,  $I_1$ , and  $P_1$

$$I_1^2 R_T = P_1$$

$$Z_T = \frac{V_1}{I_1}$$

$$Z_T^2 = R_T^2 + X_T^2$$



Gives  $R_T$  and  $X_T$

(b)

$$(i) R_T = \frac{P_1}{I_1^2} = \frac{202}{4.17^2} = 11.6 \, \Omega$$

$$Z_T = \frac{V_1}{I_1} = \frac{138}{4.17} = 33.1 \, \Omega$$

$$X_T = \sqrt{Z_T^2 - R_T^2} = \sqrt{33.1^2 - 11.6^2} = 31 \, \Omega$$

(ii)

$$\phi_T = \tan^{-1} \frac{X_T}{R_T} = \tan^{-1} \frac{31}{11.6} = \tan^{-1} 2.67 = 69.5^\circ$$

$$\phi_L = \cos^{-1} 0.866 = 30^\circ$$

$$I'_{2FL} = I_{1FL} = \frac{S_r}{V_1} = \frac{10 \times 10^3}{2400} = 4.17 \, A$$

$$\text{Re } g = \frac{I_2' Z_T}{V_1} \cos(\phi_T - \phi_L) = \frac{(0.8 \times 4.17) \times 33.1}{2400} \cos(30^\circ - 69.5^\circ) = 0.035 = \underline{\underline{3.5\%}}$$

4.

(a) For one conductor, Faraday's law:

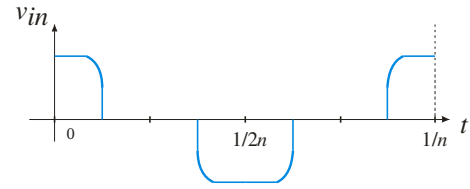
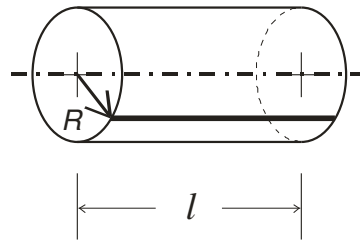
$$v_{in} = Blu$$

$$\text{Speed: } u = 2\pi Rn$$

$$v_{in} = (2\pi Rnl)B$$

Given flux per pole

$$\int \delta\phi = \phi$$



Over one pole pitch:

$$v_{in}|_{av} = \frac{\int_0^{\frac{T}{2}} Bludt}{\frac{T}{2}} = \frac{\int_0^{\frac{1}{2n}} Bludt}{\frac{1}{2n}} = \frac{\int d\phi}{\frac{1}{2n}} = 2n\phi$$

$$= \frac{1}{2p} \frac{1}{n}$$

$$V_{in}|_{av} = \frac{\phi}{1/2np}$$

$$V_{in}|_{av} = 2np\phi$$

For ac output with slip rings:

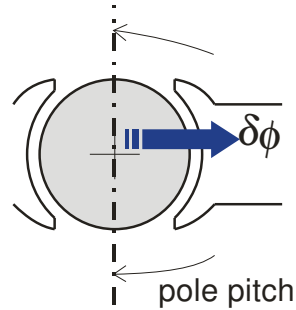
$$V_{av} = 2pn\phi Z_s$$

Taking into account spread of conductors and rms value

$$V = 2pn\phi Z_s k \quad (1.11)$$

$$= 2.22 pn Z_s \phi k$$

$$V = 2.22 Z_s f \phi k$$



(b)

$$p = 6, n = 3 \text{ r/s}, N = 1200, k = 0.8, A = 4 \text{ cm}^2, B = 0.4 \text{ T}$$

(i)

$$V = 2.22 Z_s p n B A k$$

$$= 2.22 \times (2 \times 1200) \times 3 \times 6 \times (0.4 \times 4 \times 10^{-4}) \times 0.8$$

$$= 12.27 \text{ V}$$

(ii)

$$f = np$$

$$= 3 \times 6 = 18 \text{ Hz}$$